

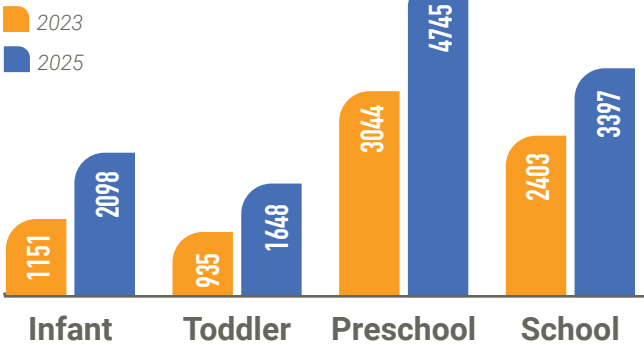
# Introduction to Regional Profiles

The following regional profiles offer a snapshot of selected indicators of child and family well-being for each of Vermont's 12 regions, which line up with the Agency of Human Services Districts. Each indicator represents the most high-quality, up-to-date data that is available at the regional level.

This report draws from multiple sources of Vermont data, not all of which use the same geographic boundaries. Several indicators are only available at the county or supervisory union/school district level. When necessary, multiple areas are included to provide a more inclusive picture of the region.

The data on this page is for the entire state of Vermont:

## CHILD CARE FINANCIAL ASSISTANCE (CCFAP) ENROLLMENT BY AGE<sup>7</sup>



## CHILD POPULATION<sup>1</sup> (2024)

**57,696** children under 10

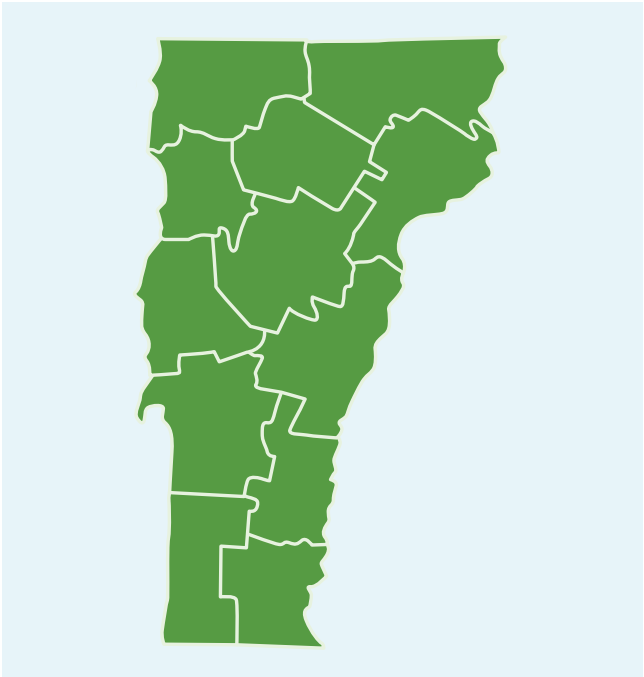
Decreased from 60,141 in 2019<sup>2</sup>

## PRE-TAX ANNUAL FAMILY BUDGET<sup>3</sup>

**~\$130,500** (\$31.37/hr)\*

## FULL IMMUNIZATION COVERAGE<sup>6</sup> (2024)

**75%** for children by age 2



## CHILDREN RECEIVING HOMELESSNESS SUPPORTS<sup>5</sup>

**1,685** children under 13

From Coordinated Entry

## CHILDREN IN OUT-OF-HOME CUSTODY<sup>4</sup> (2025)

**396** children under 9

Decreased from 541 in 2020

## Proficiency

Pre-K Literacy (Spring 2025) <sup>8</sup>	91%
Ready for Kindergarten (Fall 2024) <sup>9</sup>	85%
Third Grade Reading (Spring 2024) <sup>10</sup>	48%
Students Living in Poverty** (Spring 2025) <sup>11</sup>	17% – 67%

\*Statewide standard that insures living wage for entire state

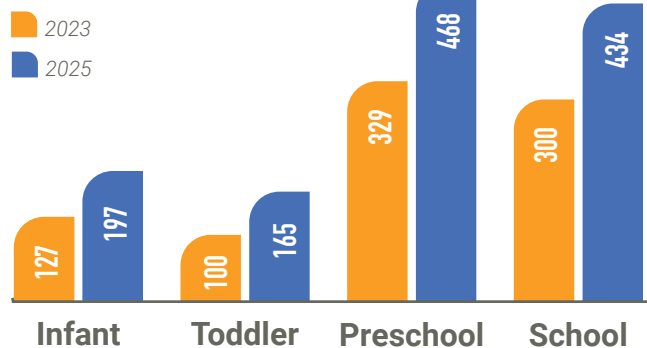
\*\*Students eligible for free or reduced-price lunch (≤185% of the Federal Poverty Level).

## Rutland

### REGIONAL PRIORITIES:

- Child and family mental health
- Quality and capacity of early childhood education and services

### CHILD CARE FINANCIAL ASSISTANCE (CCFAP) ENROLLMENT BY AGE



### CHILD POPULATION<sup>1</sup> (2024)

**5,250** children under 10

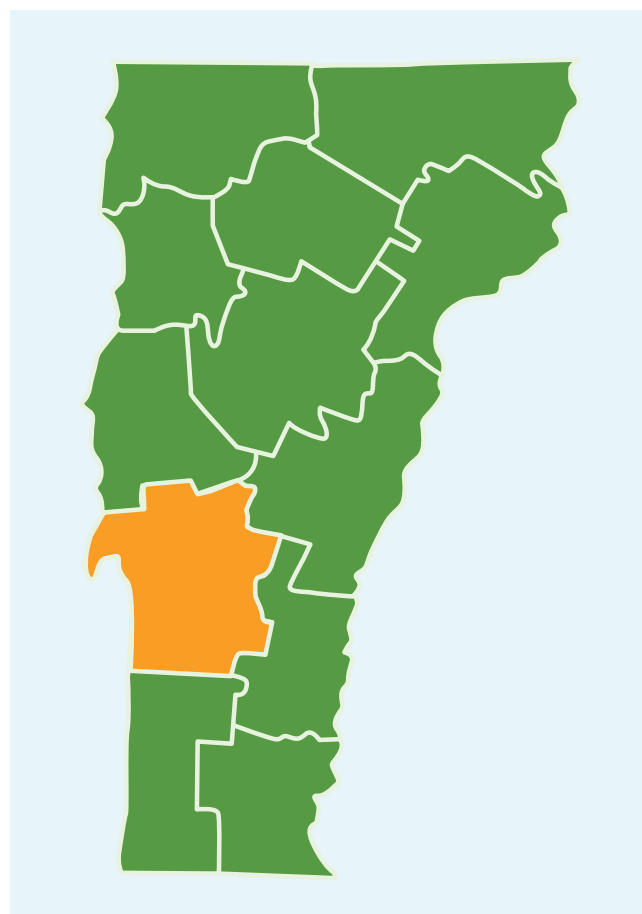
*Decreased from 5,415 in 2019<sup>2</sup>*

### PRE-TAX ANNUAL FAMILY BUDGET<sup>3</sup>

**~\$110,300** (\$26.51/hr)\*

### FULL IMMUNIZATION COVERAGE<sup>6</sup> (2024)

**78%** for children by age 2



### CHILDREN RECEIVING HOMELESSNESS SUPPORTS<sup>5</sup>

**247** children under 13

*From Coordinated Entry*

### CHILDREN IN OUT-OF-HOME CUSTODY<sup>4</sup> (2025)

**50** children under 9

*Decreased from 51 in 2020*

Supervisory Union/School District	Pre-K Literacy (Spring 2025) <sup>8</sup>	Ready for K (Fall 2024) <sup>9</sup>	Third Grade Reading (Spring 2024) <sup>10</sup>	Students Living in Poverty* (Spring 2025) <sup>11</sup>
Bennington Rutland SU	93%	81%	54%	44%
Greater Rutland County SU	96%	81%	46%	42%
Mill River Unified Union SD	95%	83%	34%	41%
Mountain Views SU	100%	91%	61%	22%
Rutland City SD	85%	68%	39%	57%
Rutland Northeast SU	84%	79%	44%	44%
Slate Valley Unified Union SD	85%	78%	57%	47%
Two Rivers SU	94%	85%	40%	48%