

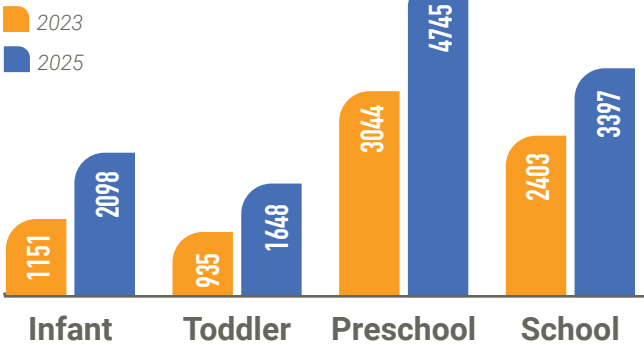
Introduction to Regional Profiles

The following regional profiles offer a snapshot of selected indicators of child and family well-being for each of Vermont's 12 regions, which line up with the Agency of Human Services Districts. Each indicator represents the most high-quality, up-to-date data that is available at the regional level.

This report draws from multiple sources of Vermont data, not all of which use the same geographic boundaries. Several indicators are only available at the county or supervisory union/school district level. When necessary, multiple areas are included to provide a more inclusive picture of the region.

The data on this page is for the entire state of Vermont:

CHILD CARE FINANCIAL ASSISTANCE (CCFAP) ENROLLMENT BY AGE⁷



CHILD POPULATION¹ (2024)

57,696 children under 10

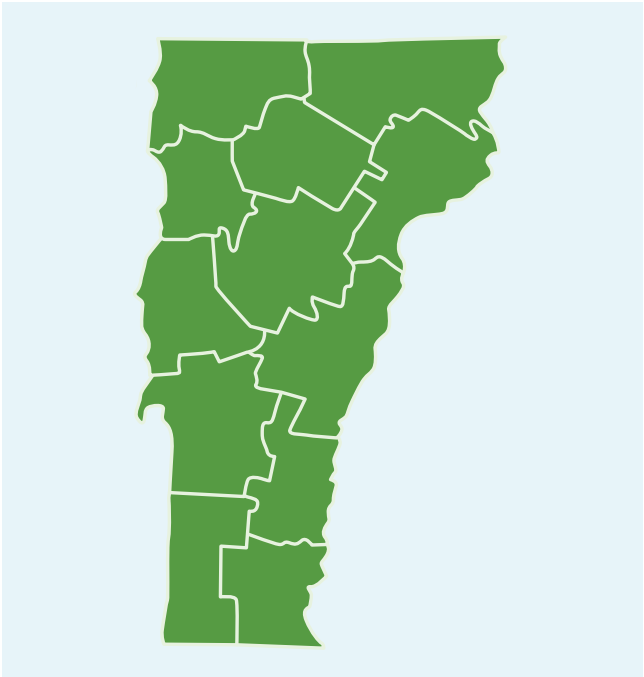
Decreased from 60,141 in 2019²

PRE-TAX ANNUAL FAMILY BUDGET³

~\$130,500 (\$31.37/hr)*

FULL IMMUNIZATION COVERAGE⁶ (2024)

75% for children by age 2



CHILDREN RECEIVING HOMELESSNESS SUPPORTS⁵

1,685 children under 13

From Coordinated Entry

CHILDREN IN OUT-OF-HOME CUSTODY⁴ (2025)

396 children under 9

Decreased from 541 in 2020

Proficiency

Pre-K Literacy (Spring 2025) ⁸	91%
Ready for Kindergarten (Fall 2024) ⁹	85%
Third Grade Reading (Spring 2024) ¹⁰	48%
Students Living in Poverty** (Spring 2025) ¹¹	17% – 67%

*Statewide standard that insures living wage for entire state

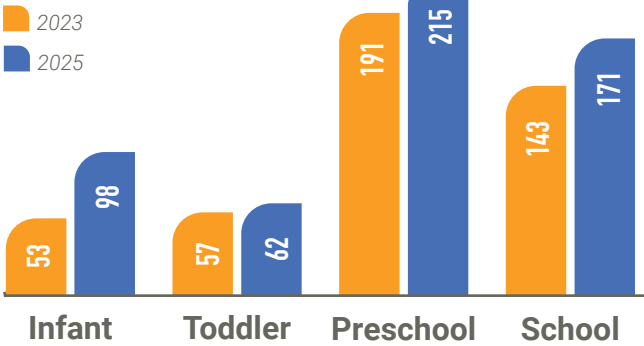
**Students eligible for free or reduced-price lunch ($\leq 185\%$ of the Federal Poverty Level).

Orleans and Northern Essex

REGIONAL PRIORITIES:

- Quality and capacity of early childhood education and services
- Access to basic needs

CHILD CARE FINANCIAL ASSISTANCE (CCFAP) ENROLLMENT BY AGE



CHILD POPULATION¹ (2024)

2,792 children under 10

Decreased from 2,857 in 2019²

PRE-TAX ANNUAL FAMILY BUDGET³

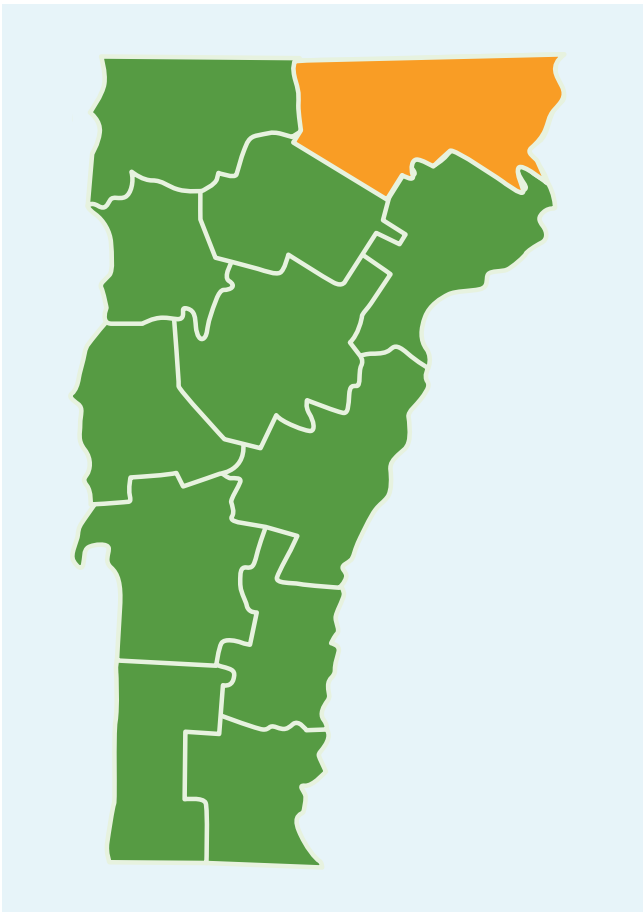
~\$104,200 (\$27.38/hr) Essex County

~\$105,700 (\$27.43/hr) Orleans County

FULL IMMUNIZATION COVERAGE⁶ (2024)

51% Essex County

68% Orleans County



CHILDREN RECEIVING HOMELESSNESS SUPPORTS⁵

49 Caledonia and Essex Counties

65 Orleans County

From Coordinated Entry

CHILDREN IN OUT-OF-HOME CUSTODY⁴ (2025)

14 children under 9

Decreased from 28 in 2020

Supervisory Union/School District	Pre-K Literacy (Spring 2025) ⁸	Ready for K (Fall 2024) ⁹	Third Grade Reading (Spring 2024) ¹⁰	Students Living in Poverty* (Spring 2025) ¹¹
Essex North SU	Not Available	Not Available	60%	33%
North Country SU	97%	77%	31%	55%
Orleans Central SU	91%	83%	Not Available	54%

*Students eligible for free or reduced-price lunch ($\leq 185\%$ of the Federal Poverty Level).