

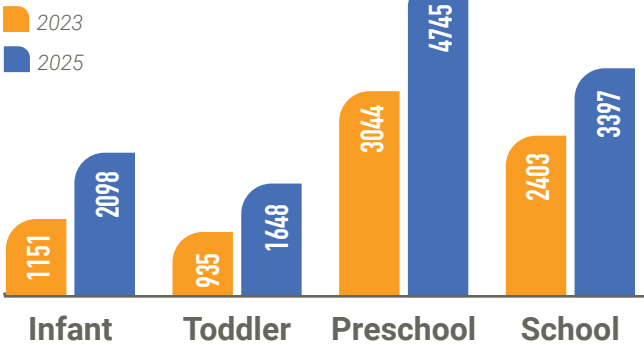
Introduction to Regional Profiles

The following regional profiles offer a snapshot of selected indicators of child and family well-being for each of Vermont's 12 regions, which line up with the Agency of Human Services Districts. Each indicator represents the most high-quality, up-to-date data that is available at the regional level.

This report draws from multiple sources of Vermont data, not all of which use the same geographic boundaries. Several indicators are only available at the county or supervisory union/school district level. When necessary, multiple areas are included to provide a more inclusive picture of the region.

The data on this page is for the entire state of Vermont:

CHILD CARE FINANCIAL ASSISTANCE (CCFAP) ENROLLMENT BY AGE⁷



CHILD POPULATION¹ (2024)

57,696 children under 10

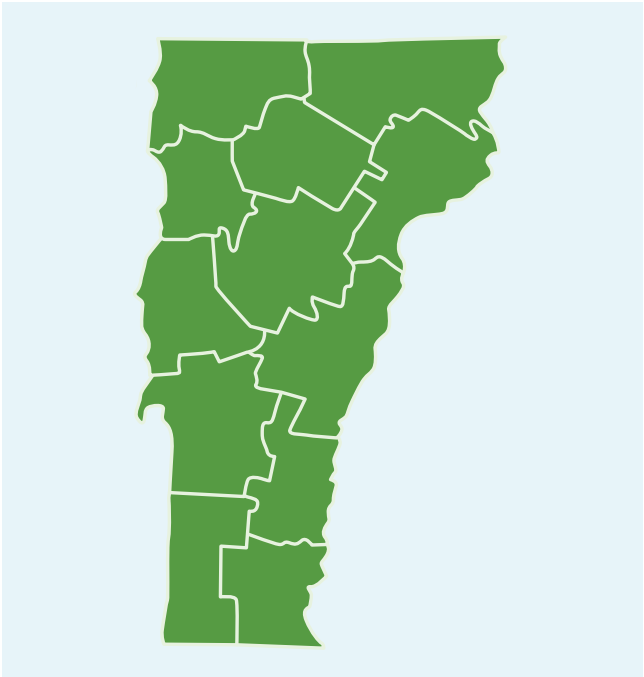
Decreased from 60,141 in 2019²

PRE-TAX ANNUAL FAMILY BUDGET³

~\$130,500 (\$31.37/hr)*

FULL IMMUNIZATION COVERAGE⁶ (2024)

75% for children by age 2



CHILDREN RECEIVING HOMELESSNESS SUPPORTS⁵

1,685 children under 13

From Coordinated Entry

CHILDREN IN OUT-OF-HOME CUSTODY⁴ (2025)

396 children under 9

Decreased from 541 in 2020

Proficiency

Pre-K Literacy (Spring 2025) ⁸	91%
Ready for Kindergarten (Fall 2024) ⁹	85%
Third Grade Reading (Spring 2024) ¹⁰	48%
Students Living in Poverty** (Spring 2025) ¹¹	17% – 67%

*Statewide standard that insures living wage for entire state

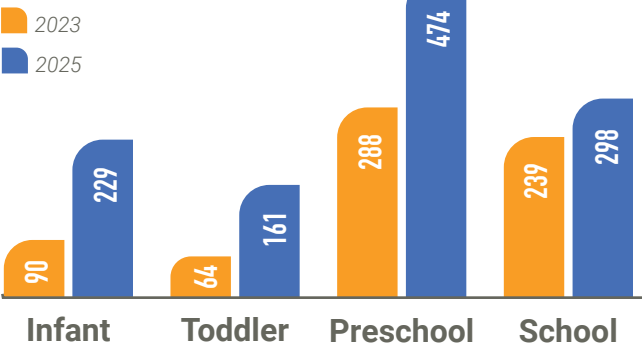
**Students eligible for free or reduced-price lunch (≤185% of the Federal Poverty Level).

Franklin and Grand Isle

REGIONAL PRIORITIES:

- Access to basic needs
- Quality and capacity of early childhood education and services

CHILD CARE FINANCIAL ASSISTANCE (CCFAP) ENROLLMENT BY AGE



CHILD POPULATION¹ (2024)

6,441 children under 10

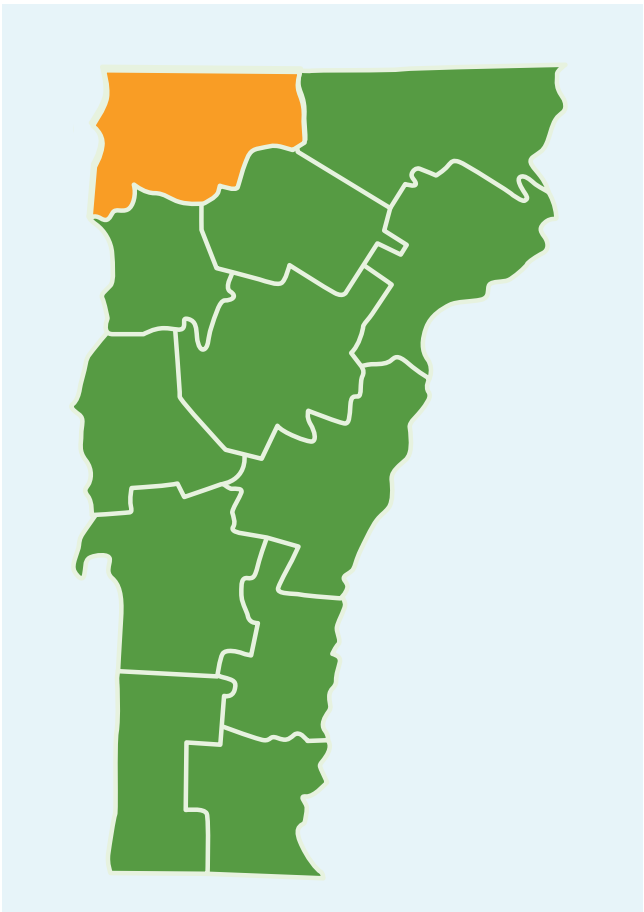
Decreased from 6,615 in 2019²

PRE-TAX ANNUAL FAMILY BUDGET³

~\$119,900 (\$28.82/hr) Franklin County
~\$128,700 (\$30.94/hr) Grand Isle County

FULL IMMUNIZATION COVERAGE⁶ (2024)

79% Franklin County
75% Grand Isle County



CHILDREN RECEIVING HOMELESSNESS SUPPORTS⁵

98 children under 13

From Coordinated Entry

CHILDREN IN OUT-OF-HOME CUSTODY⁴ (2025)

64 children under 9

Decreased from 80 in 2020

Supervisory Union/School District	Pre-K Literacy (Spring 2025) ⁸	Ready for K (Fall 2024) ⁹	Third Grade Reading (Spring 2024) ¹⁰	Students Living in Poverty* (Spring 2025) ¹¹
Franklin Northeast SU	94%	80%	43%	49%
Franklin West SU	86%	88%	59%	22%
Grand Isle SU	81%	90%	44%	44%
Maple Run SD	97%	84%	Not Available	40%
Missisquoi Valley SD	88%	86%	44%	41%

*Students eligible for free or reduced-price lunch (≤185% of the Federal Poverty Level).