

Springfield Area

REGIONAL PRIORITIES:

- Access to basic needs.
- Building resilience in children, families, and communities.

CHILD POPULATION¹ (2023)

3,007 children under 10

Decreased from 3,125 in 2018

CHILDREN LIVING IN POVERTY* (2023)

30.5% children under 12 (1,012)

Decreased from 45.2% in 2018 (1,835)

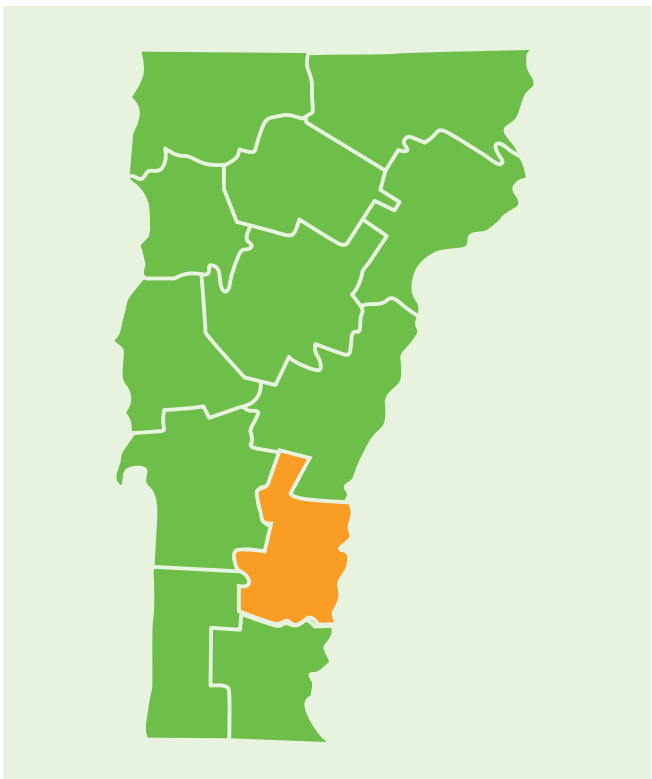
PRE-TAX ANNUAL FAMILY BUDGET³

\$124,163 (\$29.85/hr) Windham County
\$115,668 (\$27.80/hr) Windsor County

CHILDREN RECEIVING HOMELESSNESS SUPPORTS⁵

204 children under 13

From Coordinated Entry



CHILDREN IN OUT-OF-HOME CUSTODY⁴ (2024)

18 children under 9

Decreased from 33 in 2019

FULL IMMUNIZATION COVERAGE BY AGE 2⁶ (2023)

69.7% Windham County
68.8% Windsor County

¹Under 185% of the Federal Poverty Level

Educational Assessments

Supervisory Union/School District	Pre-K Literacy (Spring 2024) ⁷	Ready for Kindergarten (Fall 2023) ⁸	Third Grade Reading (Spring 2023) ⁹
Bennington Rutland SU	94.2%	74%	52.1%
Mountain Views SU	98.4%	94%	57.5%
Springfield SD	86.7%	71%	30.5%
Two Rivers SU	92.9%	88%	53%
Windham Central SU	95%	87%	Not Available
Windham Northeast SU	95.4%	79%	Not Available
Windsor Southeast SU	92.1%	90%	44%

Introduction to Regional Profiles

The following regional profiles offer a snapshot of selected indicators of child and family well-being for each of Vermont's 12 regions, which line up with the Agency of Human Services Districts. Each indicator represents the most high-quality, up-to-date data that is available at the regional level and includes comparison data when possible.

This report draws from multiple sources of Vermont data, not all of which use the same geographic boundaries. Several indicators are only available at the county or supervisory union/school district level. When necessary, multiple areas are included to provide a more inclusive picture of the region.

CHILD POPULATION¹ (2023)

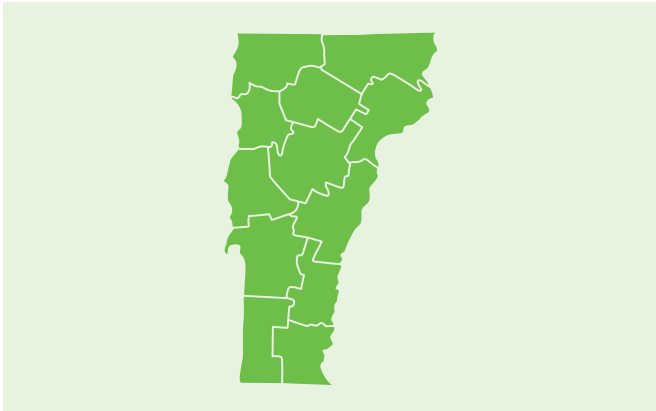


Decreased from 60,953 in 2018

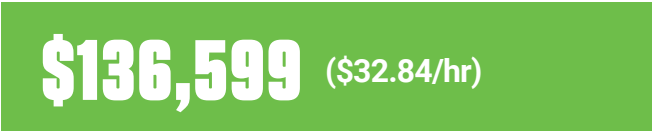
CHILDREN LIVING IN POVERTY² (2023)



Decreased from 32.4% in 2018 (23,920)

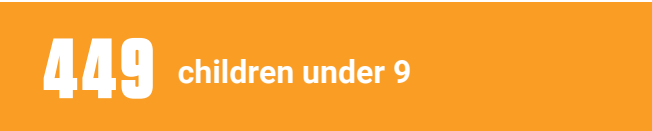


PRE-TAX ANNUAL FAMILY BUDGET³



State of Vermont

CHILDREN IN OUT-OF-HOME CUSTODY⁴ (2024)



Decreased from 659 in 2019

CHILDREN RECEIVING HOMELESSNESS SUPPORTS⁵



From Coordinated Entry

FULL IMMUNIZATION COVERAGE⁶ (2023)



⁶Under 185% of the Federal Poverty Level

Proficiency

Pre-K Literacy (Spring 2024) ⁷	91.9%
Ready for Kindergarten (Fall 2023) ⁸	85%
Third Grade Reading (Spring 2023) ⁹	48.9%