

Southeast Vermont

REGIONAL PRIORITIES:

- Building resilience in children, families, and communities.
- Quality and capacity of early childhood education and services.

CHILD POPULATION¹ (2023)

3,131 children under 10

Decreased from 3,140 in 2018

CHILDREN LIVING IN POVERTY* (2023)

35.5% children under 12 (1,326)

Decreased from 37.9% in 2018 (1,483)

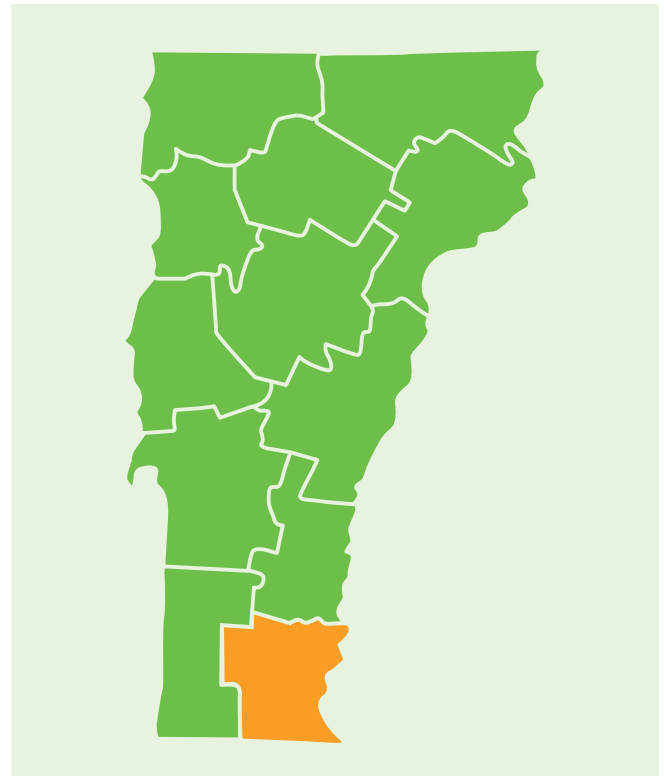
PRE-TAX ANNUAL FAMILY BUDGET³

\$124,163 (\$29.85/hr)

CHILDREN RECEIVING HOMELESSNESS SUPPORTS⁵

141 children under 13

From Coordinated Entry



CHILDREN IN OUT-OF-HOME CUSTODY⁴ (2024)

31 children under 9

Decreased from 79 in 2019

FULL IMMUNIZATION COVERAGE⁶ (2023)

69.7% by age 2

*Under 185% of the Federal Poverty Level

Educational Assessments

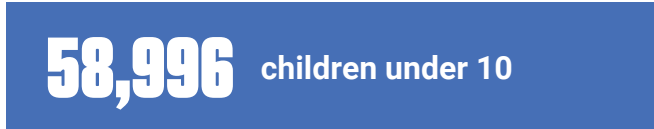
Supervisory Union/School District	Pre-K Literacy (Spring 2024) ⁷	Ready for Kindergarten (Fall 2023) ⁸	Third Grade Reading (Spring 2023) ⁹
Windham Central SU	95%	87%	Not Available
Windham Northeast SU	95.4%	79%	Not Available
Windham Southeast SU	94.8%	79%	47.6%
Windham Southwest SU	100%	83%	51%

Introduction to Regional Profiles

The following regional profiles offer a snapshot of selected indicators of child and family well-being for each of Vermont's 12 regions, which line up with the Agency of Human Services Districts. Each indicator represents the most high-quality, up-to-date data that is available at the regional level and includes comparison data when possible.

This report draws from multiple sources of Vermont data, not all of which use the same geographic boundaries. Several indicators are only available at the county or supervisory union/school district level. When necessary, multiple areas are included to provide a more inclusive picture of the region.

CHILD POPULATION¹ (2023)

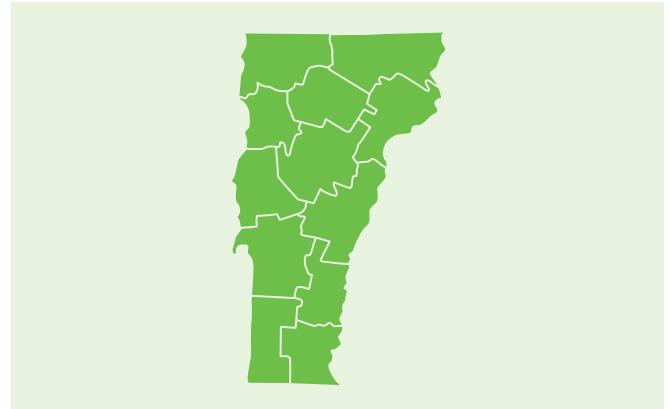


Decreased from 60,953 in 2018

CHILDREN LIVING IN POVERTY² (2023)



Decreased from 32.4% in 2018 (23,920)

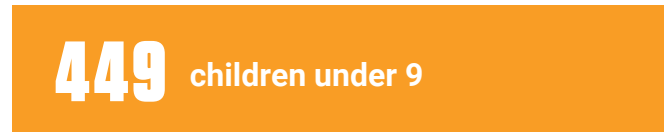


PRE-TAX ANNUAL FAMILY BUDGET³



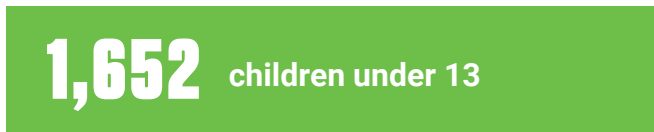
State of Vermont

CHILDREN IN OUT-OF-HOME CUSTODY⁴ (2024)



Decreased from 659 in 2019

CHILDREN RECEIVING HOMELESSNESS SUPPORTS⁵



From Coordinated Entry

FULL IMMUNIZATION COVERAGE⁶ (2023)



⁶Under 185% of the Federal Poverty Level

Proficiency

Pre-K Literacy (Spring 2024) ⁷	91.9%
Ready for Kindergarten (Fall 2023) ⁸	85%
Third Grade Reading (Spring 2023) ⁹	48.9%